

OWNER'S MANUAL

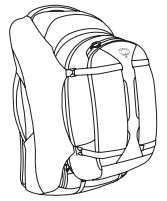


ospreypacks.com

TREKKING / BACKPACKING
WAYPOINT / WAYFARER



Deluxe travel packs provide the ultimate in mobility for everything from two-week trekking vacations to year long around the world forays. The Waypoint comes in one size for men and the Wayfarer comes in one size for women, each offering excellent adjustability for superior fit.



WAYPOINT & WAYFARER SHARED FEATURES

- 1 Foam padded top and side grab handles offer convenient and comfortable carry options
 - 2 A zippered top accessory pocket is ideal for easy access to liquids and other frequently needed items
 - 3 Large panel load lockable zippered access to the main compartment provides easy and secure entry to the pack's internal contents
 - 4 A large, zippered front panel pocket provides additional organization and accessible storage
 - 5 Foam padded sidewalls with StraightJacket™ compression stabilizes, protects and compresses loads
 - 6 Dual stretch woven external side pockets are ideal for water bottles and provide additional external storage options
 - 7 A full featured zip and clip detachable Waypoint/Wayfarer Daypack with Port™ window is ideal for a day-long jaunt and provides additional space and organization. The Daypack also attaches to the main pack harness to provide secure front carry and access
 - 8 Stowable sleeping pad straps provide additional external carry options and can be stowed in integrated strap slots when not in use
 - 9 A hidden zippered security pocket on the Waypoint's exposed backpanel keeps contents safe and organized
 - 10 Tuck away, adjustable gender specific spacer mesh harness with adjustable sternum strap and rescue whistle buckle delivers stable, comfortable backpack style carry
 - 11 An integrated, internal HDPE framesheet and peripheral LightWire™ frame works in conjunction with the hipbelt/harness to provide supportive, comfortable backpack style carry
 - 12 Tuck away, gender specific foam padded hipbelt with breathable contact surface provides excellent load transfer and comfort with backpack style carry
- + Dual internal compression straps prevent the unwanted migration of clothing and help to secure and organize internal contents
 - + Two internal mesh zippered pockets and one internal fabric zippered pocket provide organization of and accessibility to internal contents

FABRICS

- MAIN** 330D nylon dobby
- ACCENT** 420HD nylon packcloth
- BOTTOM** 420HD nylon packcloth

OWNERS MANUAL WAYPOINT / WAYFARER





WAYPOINT 80

TREKKING / BACKPACKING

The Waypoint 80 is a panel loading gender specific men's technical backpack designed specifically for adventure travel treks and backpacking travel adventures.

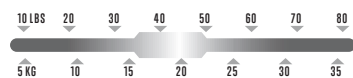
SPECS*	ONE SIZE
Cubic Inches	4882
Liters	80
Lbs/Ounces	5/10
Kilograms	2.56
Inches	24h x 16w x 13d
Centimeters	62h x 40w x 32d

* Volume and weight measurements include the Waypoint Day. Dimension measurements DO NOT include the Waypoint Day.

UNIQUE FEATURES

- + Men's specific hipbelt and harness

OPTIMAL LOAD RANGE



WAYFARER 70

TREKKING / BACKPACKING

The Wayfarer 70 is a panel loading gender specific women's technical backpack designed specifically for adventure travel treks and backpacking travel adventures.

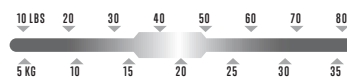
SPECS*	ONE SIZE
Cubic Inches	4272
Liters	70
Lbs/Ounces	5/7
Kilograms	2.46
Inches	24h x 16w x 13d
Centimeters	60h x 40w x 32d

* Volume and weight measurements include the Wayfarer Day. Dimension measurements DO NOT include the Wayfarer Day.

UNIQUE FEATURES

- + Women's specific hipbelt and harness

OPTIMAL LOAD RANGE



WAYPOINT & WAYFARER SHARED FEATURES / DETAILS



ZIP AWAY HARNESS AND HIPBELT

The zip-off, foam padded gender specific adjustable harness and fixed hipbelt are directly connected to a LightWire™ peripheral frame that supports the weight that backpacking and traveling for extended periods of time necessitates. A large, six inch torso adjustment range assures perfect fit.

To access the hipbelt/harness:

- 1 Locate the dual zippers at the top of the pack's backpanel and unzip individually, one to the lower right zipper garage terminus and the other to the lower left zipper garage terminus to expose the components.
- 2 Roll the unzipped backpanel in on itself, logo side up, until you reach the hook patch and attach this to the loop patch just below the pack's backpanel and press to attach while in backpack mode. Reverse this process to restore components.



ADJUSTABLE HARNESS

To adjust the harness, first obtain a proper torso size either in-store or by visiting ospreypacks.com. Once you have this information,

- 1 Locate the easy-fit sizing window on the Waypoint/Wayfarer harness and lift up on the hook and loop tab to release the harness.
- 2 Now you can slide the harness either up or down using the window as a fit guide to locate your proper torso size. Press down on the tab to reengage the hook and loop closure and secure the harness in place.



ERGOPULL™ HIPBELT

The tuck away, gender specific foam padded hipbelt on your Waypoint/Wayfarer pack utilizes Osprey's exclusive modified straight ErgoPull™ closure. To operate, loosen the webbing enough so that you can connect the center buckle. Grasp the loose ends of the webbing on either side and pull in and across evenly with both hands at the same time.



LOCKABLE PANEL LOAD ACCESS

A dual lockable zippered front panel provides access to the main compartment. Once inside, the internal organization consists of dual internal compression straps to hold clothes securely while two internal mesh zippered pockets and one internal fabric zippered pocket provide organization of, and accessibility to internal contents.



STOWABLE SLEEPING PAD STRAPS

Dual sleeping pad straps near the base of the Waypoint/Wayfarer provide easily accessible and secure external gear storage options. When not in use the sleeping pad straps can be stowed in the fabric slots just above where they are sewn-in to the main pack body.



STRAIGHTJACKET™ COMPRESSION

Dual foam padded sidewalls work in conjunction with our StraightJacket™ compression system to both protect contents and stabilize loads. Loads can be compressed and stabilized by tensioning the dual StraightJacket™ straps on the pack's front panel. When contents are less than full the protected buckles on the right side panel of the pack serve as connection points for the, compressing and stabilizing your load.

WAYFARER WOMEN'S SPECIFIC FIT

WOMEN'S SPECIFIC FIT

The Wayfarer 70 is the women's specific counterpart to the Waypoint Series. The Wayfarer's harness and hipbelt are designed specifically to fit a woman's body, providing superb comfort and performance.





WAYPOINT & WAYFARER DAY

WAYPOINT/WAYFARER ACCESSORY DAYPACK

SPECS	ONE SIZE
Cubic Inches	1220
Liters	20
Lbs/Ounces	1/10
Kilograms	0.75
Inches	19h x 12w x 9d
Centimeters	48h x 31w x 22d

- 1 Foam padded harness with adjustable sternum strap and rescue whistle buckle
- 2 Lockable zipper panel load access to laptop/tablet sleeves and internal organization sleeves
- 3 Front panel Port™ Window for instant tablet access
- 4 Top and front panel padded grab handles
- 5 Zippered top stash pocket with scratch free fabric liner

WAYPOINT & WAYFARER DAY FEATURES / DETAILS



WAYPOINT/WAYFARER DAYPACK

The zip-off, removable Waypoint/Wayfarer daypack is a full featured travel solution perfect for day trips. Unclip the two StraightJacket™ style compression straps securing the daypack to the main pack body and pull the zipper pull securing the daypack to the main pack body to fully detach the daypack. The dual, main body compression straps form a StraightJacket™ style compression system when the daypack is disengaged [see StraightJacket™ Compression instructions].



The Waypoint/Wayfarer Daypack conveniently attaches to the front harness of the main pack body to provide easy access to photo gear and essentials.

- 1 Locate the two protected male buckles sewn into the harness of the daypack and remove from slots.
- 2 Clip the male buckles on the harness of Waypoint/Wayfarer Day into the protected female buckles located on the harness of the main pack body. Reverse these steps to remove the daypack.



PORT WINDOW TABLET ACCESS

This zippered sleeve with touch-sensitive film is hidden behind a padded flap on the detachable daypack. Simply open the flap for quick access to the tablet or e-reader without removing it from the pack. The padded flap zips back up for protected and hidden storage of the tablet.



OSPREY ACCESSORIES

Customize and protect your pack with Osprey's full line of accessories. For the full lineup, please visit your local Osprey retailer or visit: ospreypacks.com.

PACK CARE

Osprey recommends Nikwax® products for pack care. For complete instructions on cleaning your pack, visit: ospreypacks.com/PackTech/PackCare



Your pack is an extremely durable product built for years of use and abuse. However, some basic procedures will ensure that your pack holds up optimally.

- After each trip be sure to clean out your pack thoroughly.
- If your pack is wet, hang it to dry.
- Loosen all the straps.
- Wash your pack every now and then.
[Do not immerse travel packs with our High Road™ Wheeled Chassis.]

PACK YOUR PACK

Loading your pack correctly optimizes comfort while you are carrying it. For complete information visit: ospreypacks.com/PackTech/HowToPackYourPack

GUARANTEE

At Osprey, sustainability is designed into our packs, which are built to last a lifetime and backed by a superb guarantee, no matter how hard you are on your gear. Visit ospreypacks.com for details.

QUESTIONS?

Contact Osprey Customer Service. Real help from real people. Scroll over the customer service tab at ospreypacks.com.

OSPREY PACKS, INC.
115 PROGRESS CIRCLE,
CORTEZ, CO 81321 USA
866-284-7830

CN 如欲觀看繁體中文使用者手冊，請瀏覽 www.ospreypacks.com
请访问www.ospreypacks.com获得该用户手册的中文版本

JP 日本語版オーナーズマニュアルはオスプレー社の
Web サイト (<http://www.ospreypacks.com>)
からダウンロードすることができます。

FR Veuillez visiter www.ospreypacks.com pour une version en
français de ce guide d'utilisation.

DE Auf der Homepage www.ospreypacks.com finden Sie die
deutsche Version dieses enutzerhandbuchs.

ES Visita por favor www.ospreypacks.com para ver la versión de
nuestro manual en Español.

IT Visita il sito www.ospreypacks.com per la versione in Italiano
del manuale d'uso.

KR www.ospreypacks.com/PackTech/OwnersManuals
에서 사용자 설명서를 다운로드하세요

ospreypacks.com

TREKKING / BACKPACKING
WAYPOINT / WAYFARER

